





SPITZNAS

TOOLS FOR THE SPECIALIST PNEUMATIC MAGNETIC CORE DRILLS




MACHINE FEATURES



Sound absorber and water connection



Control for drilling and for switching the magnet ON/OFF



Air connection for motor and magnet



ATEX-Safety Class

Magnet capacity 800 kg

Weldon tool holder

Protection cover


Extension rack



TECHNICAL DATA

MAGNETIC CORE DRILLS

The ideal tool for drilling up to 52 mm mounted on a flat ferrous surface (e.g. steel, casting, etc.).




Order no.	ATEX Guideline 2014/34/EU	Cutting capacity diameter mm	Free speed rpm	Power kW	Torque Nm	Air consumption m ³ /min	Stroke mm	Max. Height/Width/Length mm	Connection	Hose ID mm	Noise level dB(A)	Vibration level m/s ²	Weight kg
2 1330 0010	II2GcT6	52	400	1.0	47.5	1.8	130	475/375/190	R3/8*female	13	79.8	<2.5	18.8
2 1330 0030	II2GcT6	52	400	1.0	47.5	1.8	260	600/375/190	R3/8*female	13	79.8	<2.5	21.7

Performance data at an operating pressure (flow pressure) of 6 bar.

TOOL HOLDER MOVEMENT

In reference to the mounted surface of the magnet and the used drill bit (long or short type) the tool holder movement controls the drilling depth of the drill bit (depending on machine type).

Order no.	Highest Position of the tool holder ⊕ mm	Lowest Position of the tool holder ⊖ mm
2 1330 0010	130	0
2 1330 0030	250	25



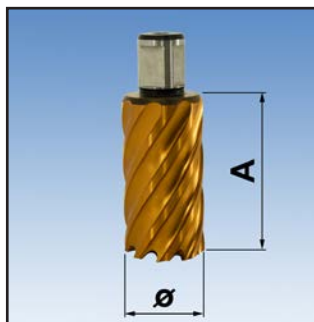
SCOPE OF SUPPLY (WITHOUT DRILL BIT)

- Magnetic Core Drill with guard (order no. 2 1330 0030 with extension rack)
- Retaining chain assembly
- Flushing valve assembly
- Tool set
- Carrying case



(Subject to technical change.)

ACCESSORIES



HSS PLUS DRILL BITS

Other drill bits on request.

Fully ground core drills made of high-speed steel, with carbide coating, high wear protection, very good chip flow.

The max. drill bit length: order no. 2 1330 0010 : 130 mm incl. shank
order no. 2 1330 0030 : 250 mm incl. shank

TYPE	Order no.	Dia. mm	A mm	Order no.	Dia. mm	A mm	Order no.	Dia. mm	A mm	
		9 2528 0010	12	30	9 2528 0170	26	30	9 2528 0310	40	30
	9 2528 0020	13	30	9 2528 0180	27	30	9 2528 0320	41	30	
	9 2528 0030	14	30	9 2528 0190	28	30	9 2528 0330	42	30	
	9 2528 0040	15	30	9 2528 0200	29	30	9 2528 0340	43	30	
	9 2528 0050	16	30	9 2528 0210	30	30	9 2528 0350	44	30	
	9 2528 0060	17	30	9 2528 0220	31	30	9 2528 0360	45	30	
	9 2528 0080	18	30	9 2528 0230	32	30	9 2528 0370	46	30	
	9 2528 0090	19	30	9 2528 0240	33	30	9 2528 0380	47	30	
	9 2528 0110	20	30	9 2528 0250	34	30	9 2528 0390	48	30	
	9 2528 0120	21	30	9 2528 0260	35	30	9 2528 0400	49	30	
	9 2528 0130	22	30	9 2528 0270	36	30	9 2528 0410	50	30	
	9 2528 0140	23	30	9 2528 0280	37	30	9 2528 0420	51	30	
	9 2528 0150	24	30	9 2528 0290	38	30	9 2528 0430	52	30	
	9 2528 0160	25	30	9 2528 0300	39	30			30	
	9 2517 0420	Ejector pin		9 2517 0430	Drill Bit extension 80 mm					
TYPE	Order no.	Dia. mm	A mm	Order no.	Dia. mm	A mm	Order no.	Dia. mm	A mm	
	9 2529 0420	12	55	9 2529 0150	26	55	9 2529 0290	40	55	
	9 2529 0430	13	55	9 2529 0160	27	55	9 2529 0300	41	55	
	9 2529 0010	14	55	9 2529 0170	28	55	9 2529 0310	42	55	
	9 2529 0020	15	55	9 2529 0180	29	55	9 2529 0320	43	55	
	9 2529 0030	16	55	9 2529 0190	30	55	9 2529 0330	44	55	
	9 2529 0040	17	55	9 2529 0200	31	55	9 2529 0340	45	55	
	9 2529 0060	18	55	9 2529 0210	32	55	9 2529 0350	46	55	
	9 2529 0070	19	55	9 2529 0220	33	55	9 2529 0360	47	55	
	9 2529 0090	20	55	9 2529 0230	34	55	9 2529 0370	48	55	
	9 2529 0100	21	55	9 2529 0240	35	55	9 2529 0380	49	55	
	9 2529 0110	22	55	9 2529 0250	36	55	9 2529 0390	50	55	
	9 2529 0120	23	55	9 2529 0260	37	55	9 2529 0400	51	55	
	9 2529 0130	24	55	9 2529 0270	38	55	9 2529 0410	52	55	
	9 2529 0140	25	55	9 2529 0280	39	55			55	
	9 2517 0410	Ejector pin		9 2517 0430	Drill Bit extension 80 mm					



ACCESSORIES

Other accessories on request.

Order no.	Description
9 2902 0230	Weldon adapter for drill chuck
9 2902 0200	Quick-release chuck for 1.5 up to 13 mm drill bit diameter
9 2911 0050	Drill chuck for 1.5 up to 16 mm drill bit diameter
2 1330 8500*	Clamp for pipes 150 up to 500 mm diameter
2 1330 9000	Extension rack for type 2 1330 0010 (additional extension of 120 mm)
9 2517 0400	Magnetic drilling chip collector
2 1330 9100	Flushing valve assembly
9 9910 0060	Carrying case
9 2406 0650	Service unit with protection housing 3/4" (incl. water separator, oiler and pressure regulator)

*only useable with extension rack type 2 1330 9000 or machine type 2 1330 0030

SPITZNAS

Maschinenfabrik GmbH, Fellerstraße 4, 42555 Velbert, Germany
Tel: +49-(0)2052-605-0 Fax: +49-(0)2052-605-29
E-Mail: sales@spitznas.de Internet: http://www.spitznas.com

07/16 E